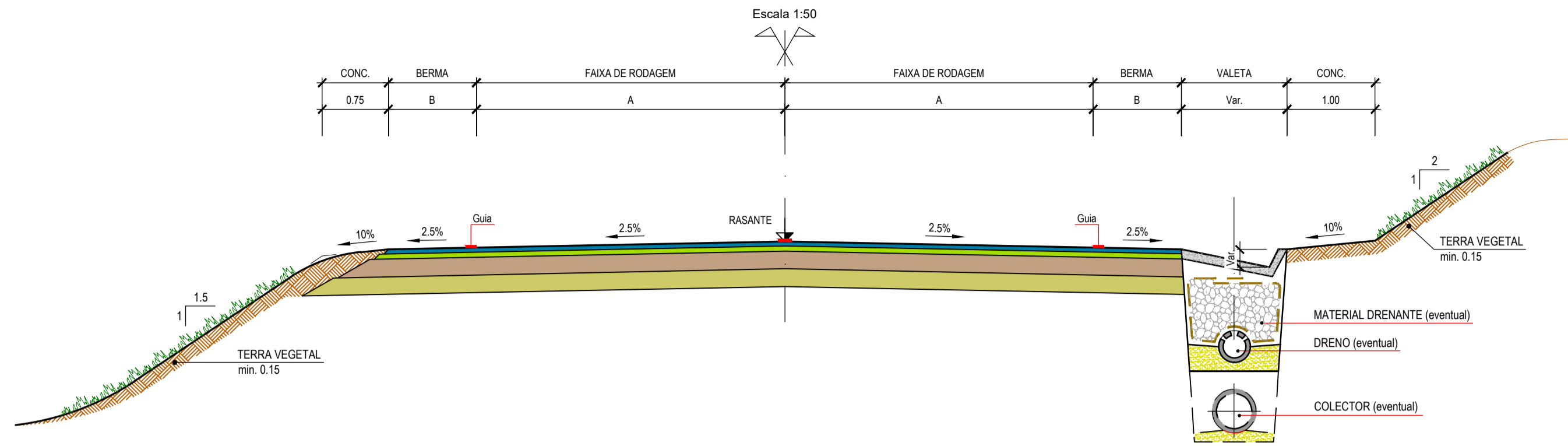
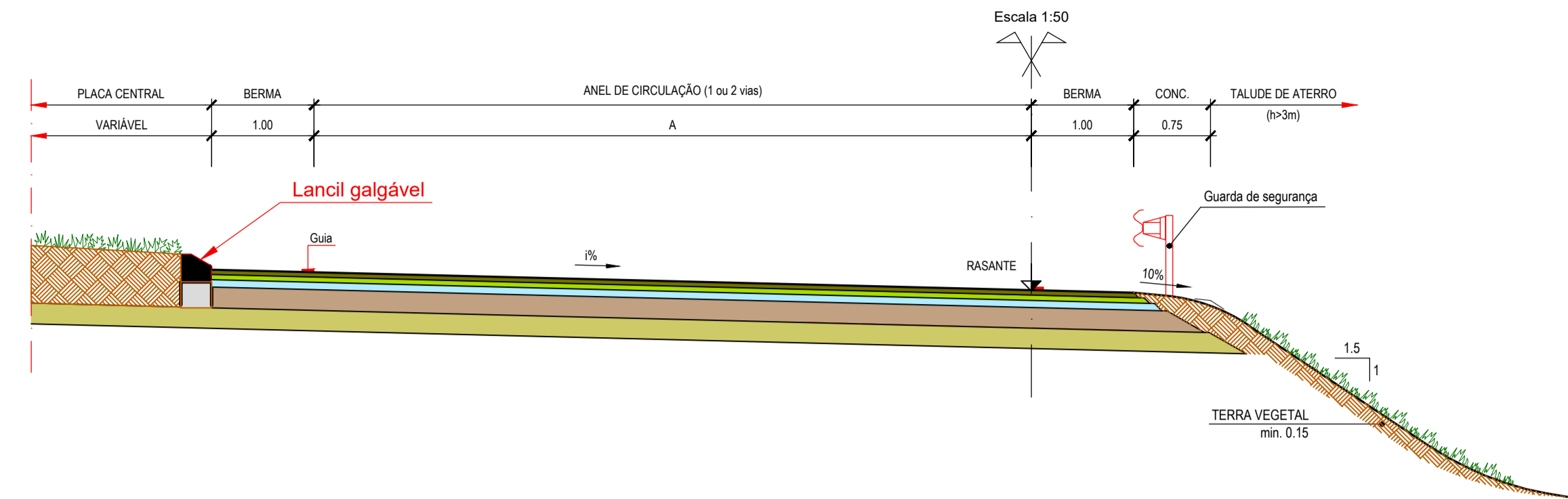


PERFIL TRANSVERSAL TIPO V - RAMOS DAS ROTUNDAS

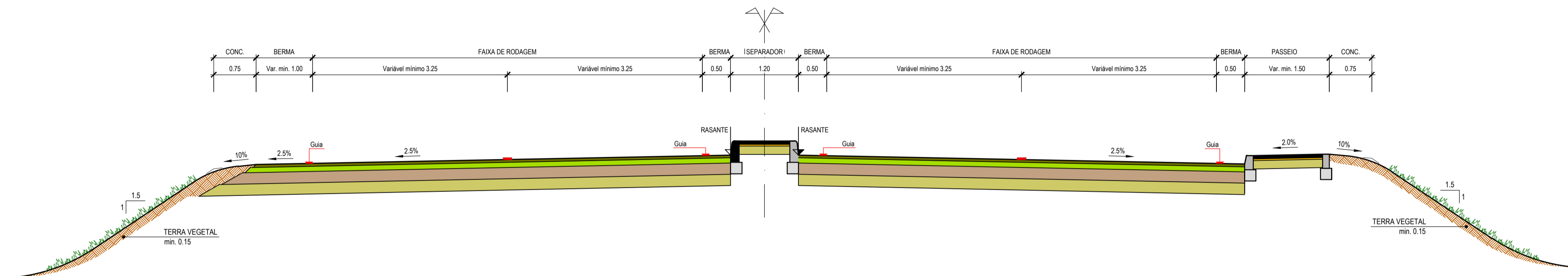


PERFIL TRANSVERSAL TIPO VI - ROTUNDAS



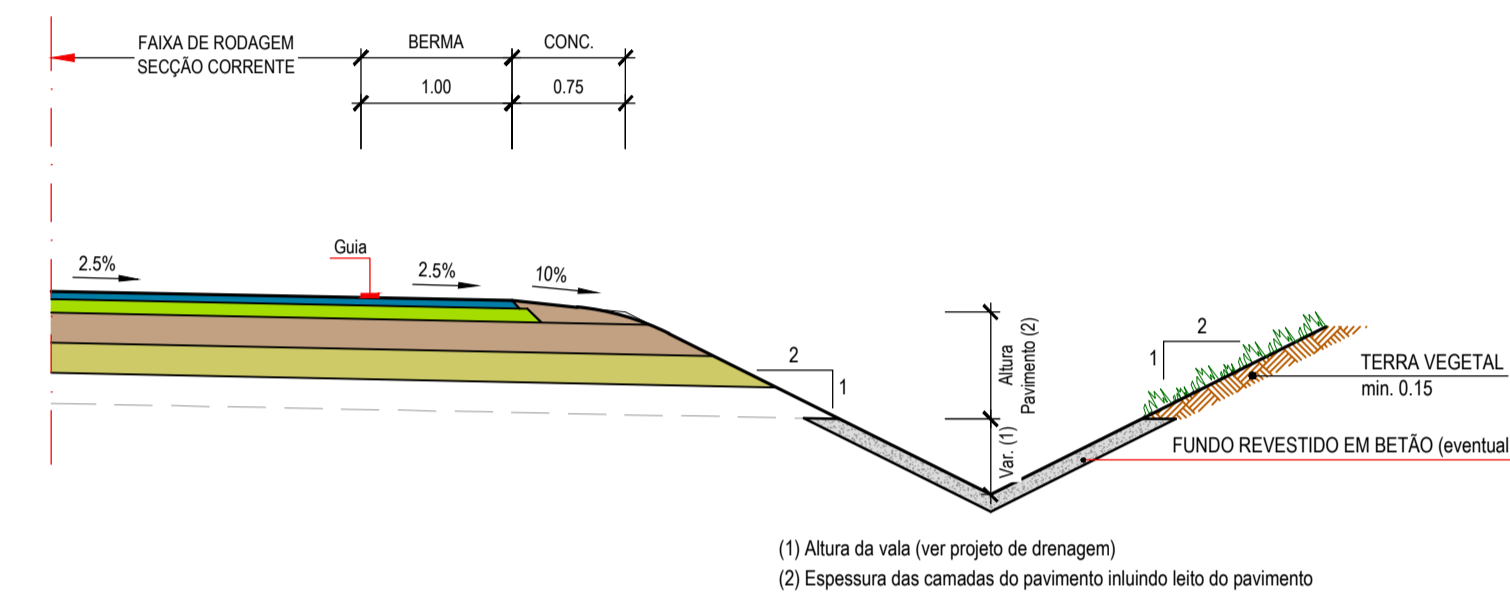
PERFIL TRANSVERSAL TIPO VII - RAMOS RT1 (EN125)

Rotunda 1 (EN125)

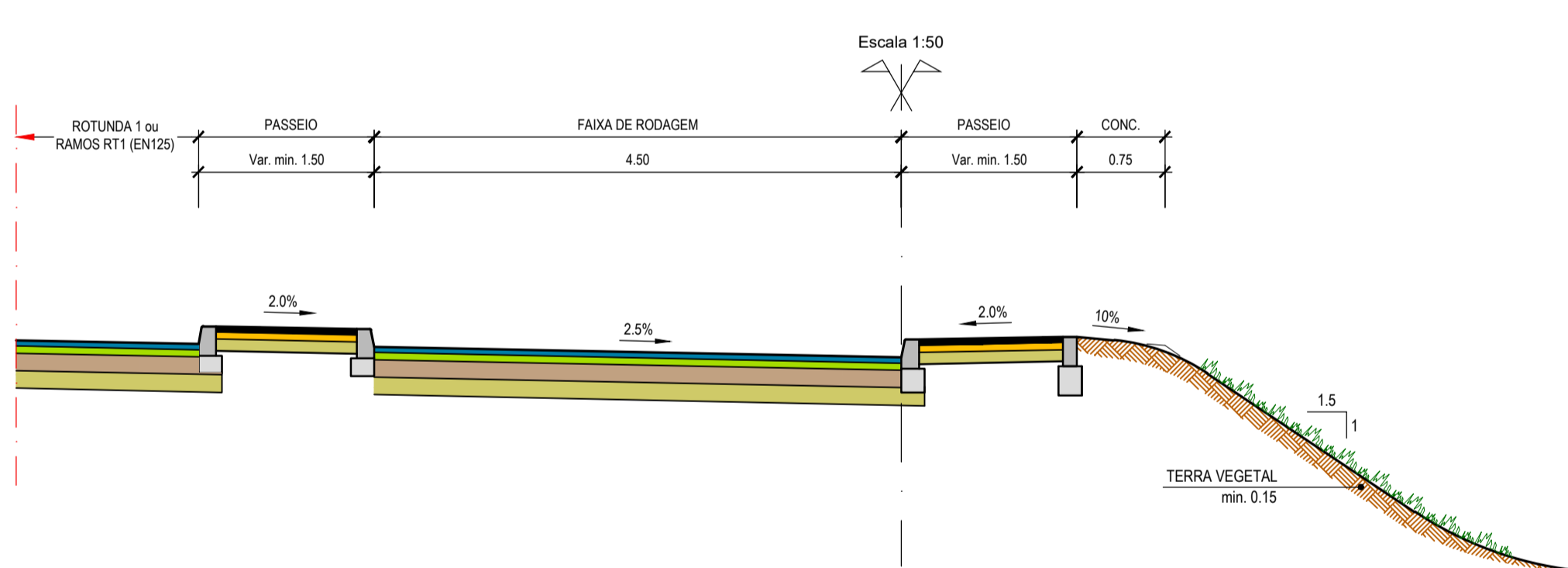


PERFIL TRANSVERSAL TIPO I

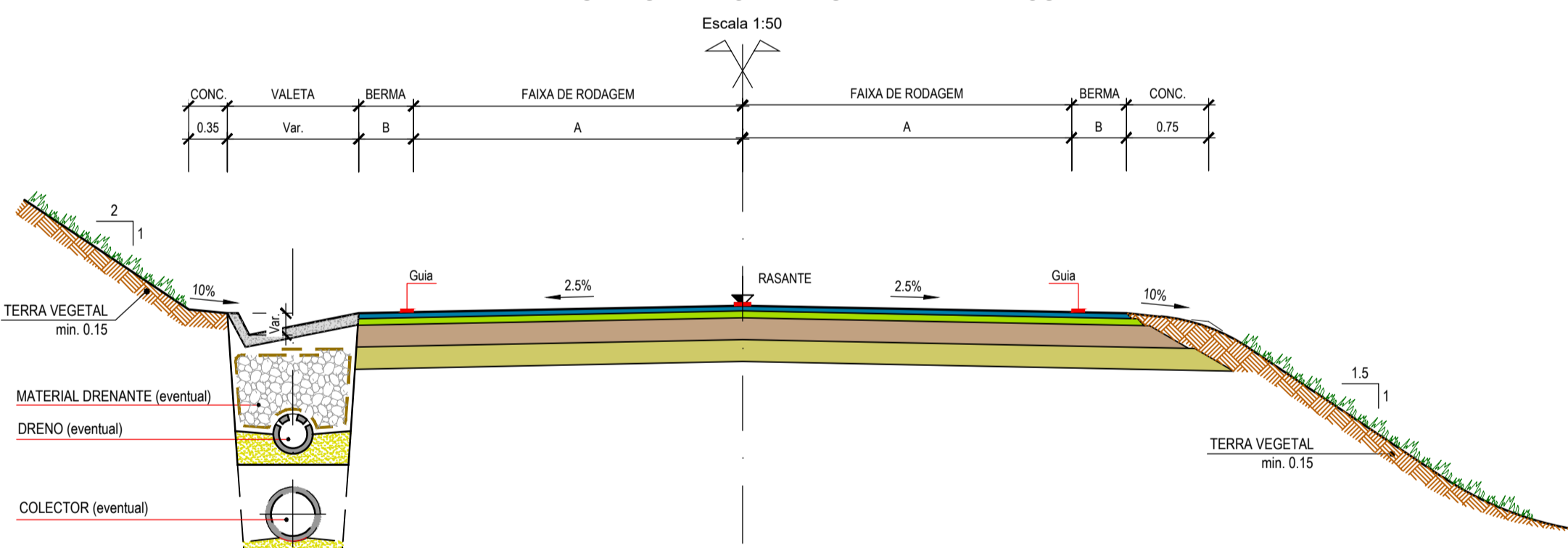
Secção corrente com valeta de plataforma profunda



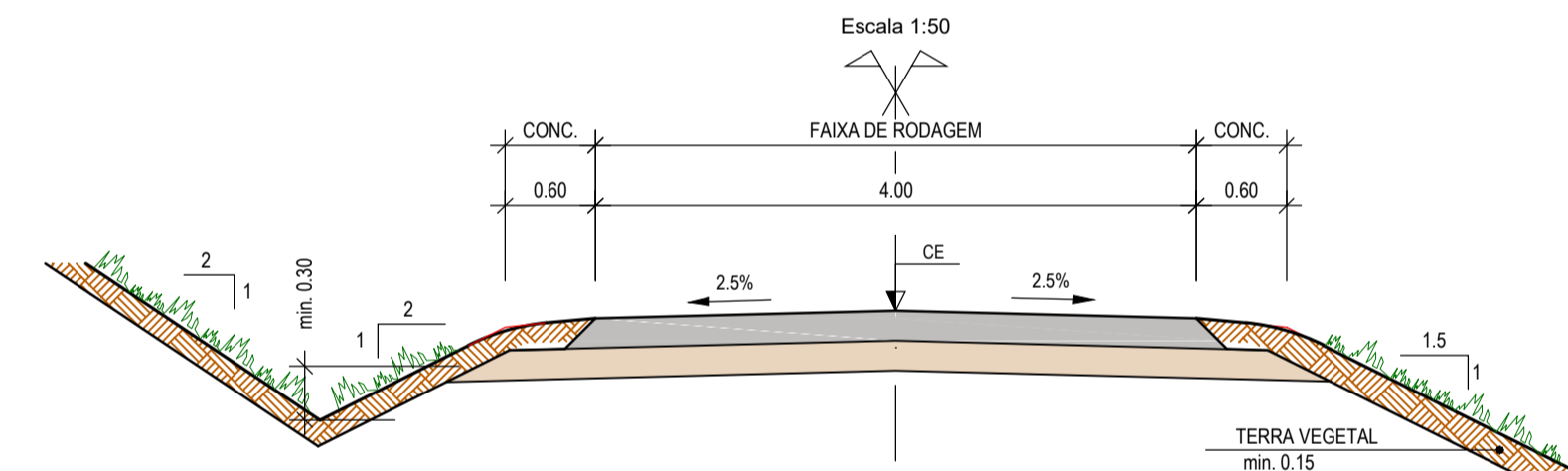
PERFIL TRANSVERSAL TIPO VIII - RT1 - COLETORA



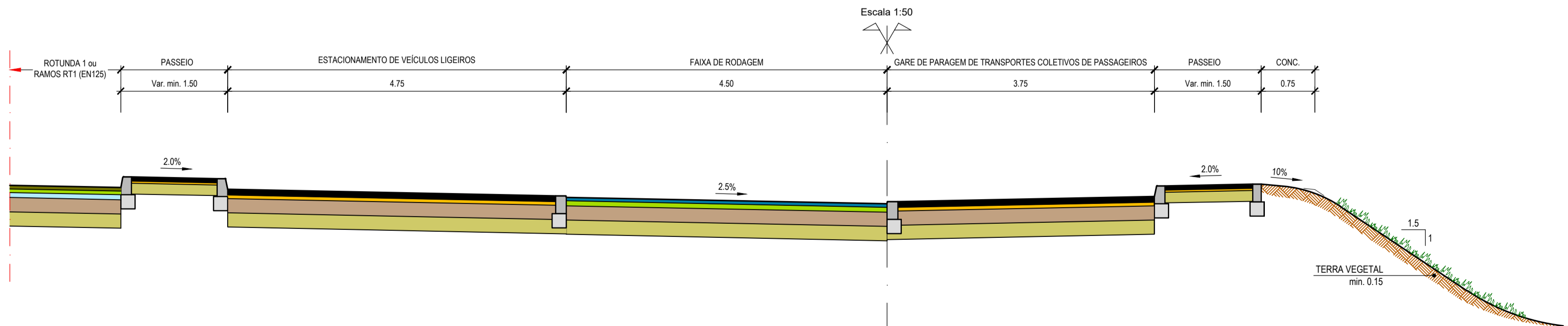
PERFIL TRANSVERSAL TIPO IX - RESTABELECIMENTOS



PERFIL TRANSVERSAL TIPO X
RESTABELECIMENTO 2, CAMINHOS PARALELOS E SERVENTIAS



PERFIL TRANSVERSAL TIPO VIII
ROTUNDA 1- VIA COLETORA COM GARE DE PARAGEM E ESTACIONAMENTO



TIPO IX - LARGURAS DAS VIAS

RESTAB. N.º	EXISTENTES		NOVAS	
	A (m)	B (m)	A (m)	B (m)
1	3.00	-	3.00	0.50
2	2.00	-	2.00	-
3	2.50	-	3.50	1.00
4	2.00	-	2.00	0.50
5	2.00	-	2.00	0.50
6	2.00	-	2.50	0.50
7	-	-	2.00	-
8	2.00	-	4.00*	0.50
9	2.00	-	2.50	-
10	2.00	-	4.00*	0.50
11	2.00	-	2.50	-
12	4.00	passoi	4.00	passoi

TIPO VI - ROTUNDAS

ROTUNDA N.º	N.º VIAS	RAIO INT. (m)	LARGURA (A em m)
1	2	13.00	11.30
2	1	15.00	7.20
3	2	21.00	10.60
4	1	15.00	7.20
5	1	15.00	7.20
6	1	15.00	7.20
7	2		existente

TIPO V - LARGURAS DAS VIAS

RAMOS	EXISTENTES		NOVAS	
	A (m)	B (m)	A (m)	B (m)
RT2 - RAMO 1	2.50	-	2.50	0.50
RT3 - RAMO 1	3.50	-	3.50	1.00
RT3 - RAMO 2	2.00	-	3.00	0.50
RT3 - RAMO 3	3.50	-	3.50	1.00
RT4 - RAMO 1	2.25	0.25	3.00	0.50
RT4 - RAMO 2	2.25	0.25	3.00	0.50
RT5 - RAMO 1	2.75	0.25	2.75	0.50
RT5 - RAMO 2	2.75	0.25	2.75	0.50
RT7 - RAMO 1	4.00	0.90 (min)	4.00	2.00

* Passa de bidirecional para unidirecional