







-  Limite do NDE
-  Limite das Unidades Prediais
- RAN**
-  Áreas RAN
-  Áreas Sociais
-  Perímetro de rega
-  Exclusões RAN