1) MODUL JMC 312 GS-B. L
2) EXHAUST GAS SILENCER
3) RADIATOR
4) LUBE OIL TANK 2X300L
5) BATTERY
6) POWER CUBICLE
7) CONTROL BOARD GENSET
8) WEATHER PROTECTION GRATING
9) SILENCER AIR ADMISSION
10) BLOWER AIR ADMISSION
11) FLAP JALOUSIE
12) SILENCER FOR USED AIR
13) FUEL GAS INLET DN100/PN16
14) SMOKE DETECTOR
15) GAS DETECTOR
16) FRESH OIL TUBE ø28
17) USED OIL TUBE ø28
18) EXHAUST GAS DN250/PN10
19) CONDENSATE DRAIN TUBE ø28
20) TOMAS DE AMOSTRAGEM

SCHNITT A- A

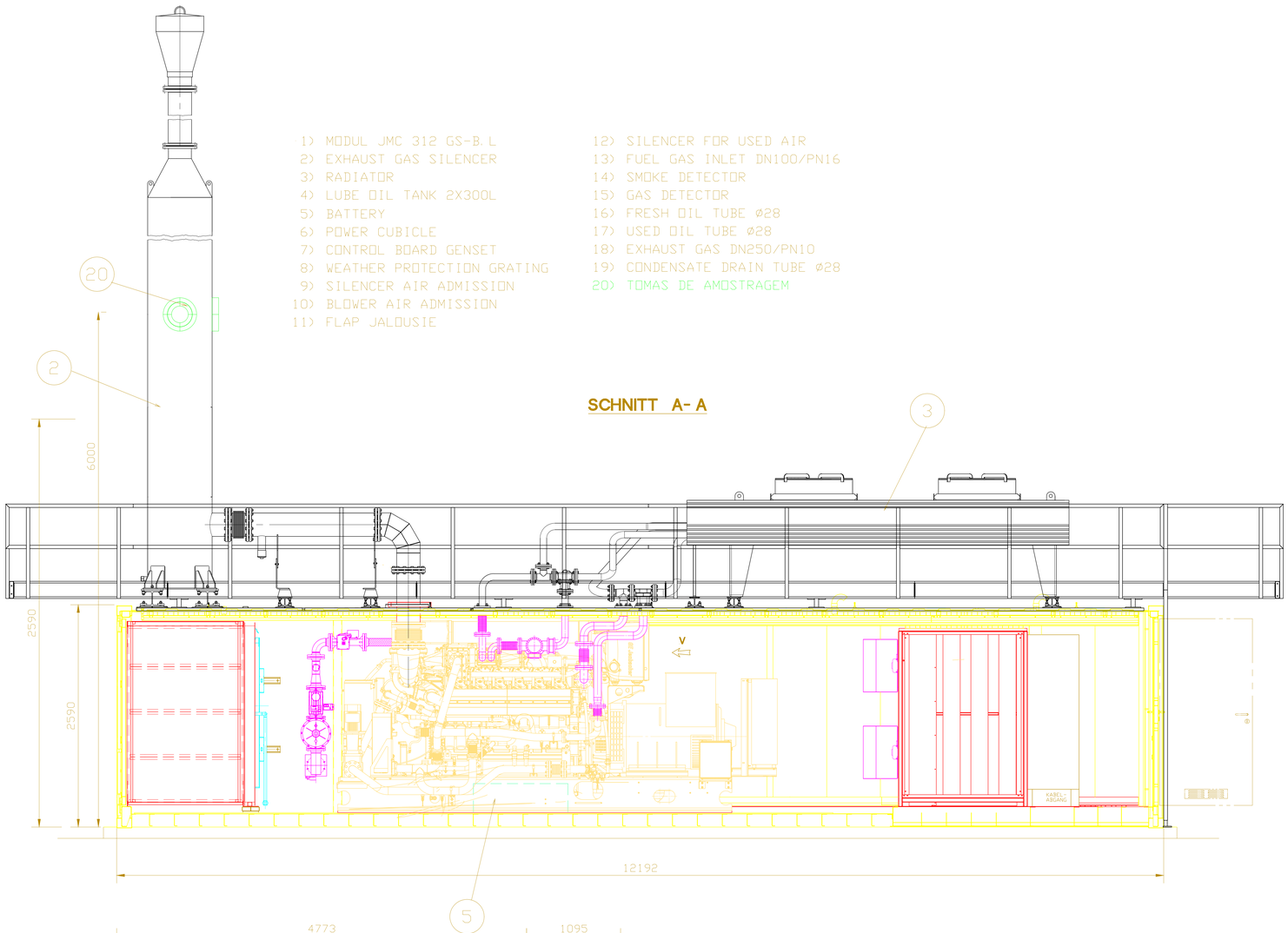

SCHNITT B- B

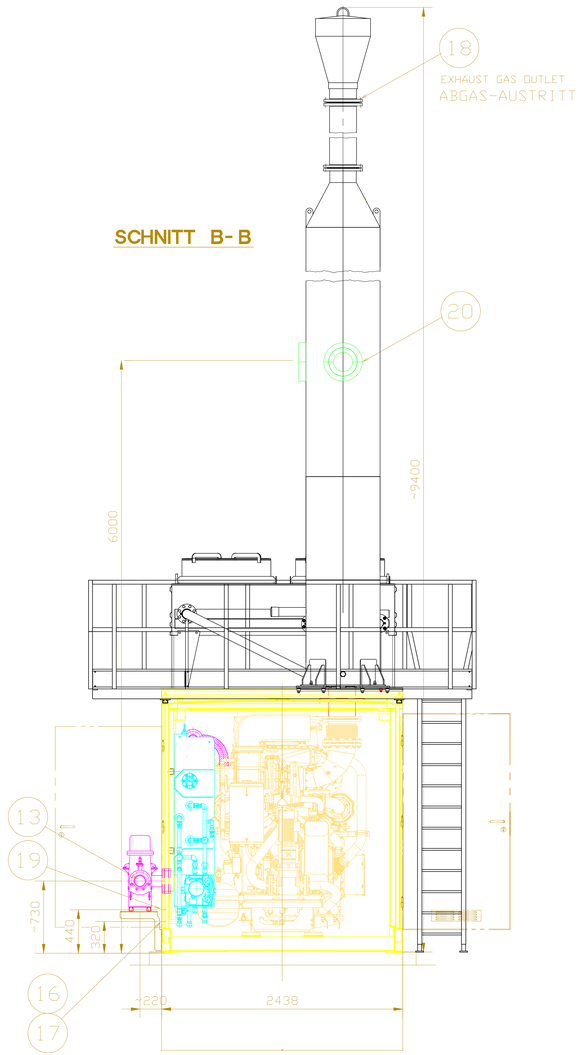

SCHNITT C-C

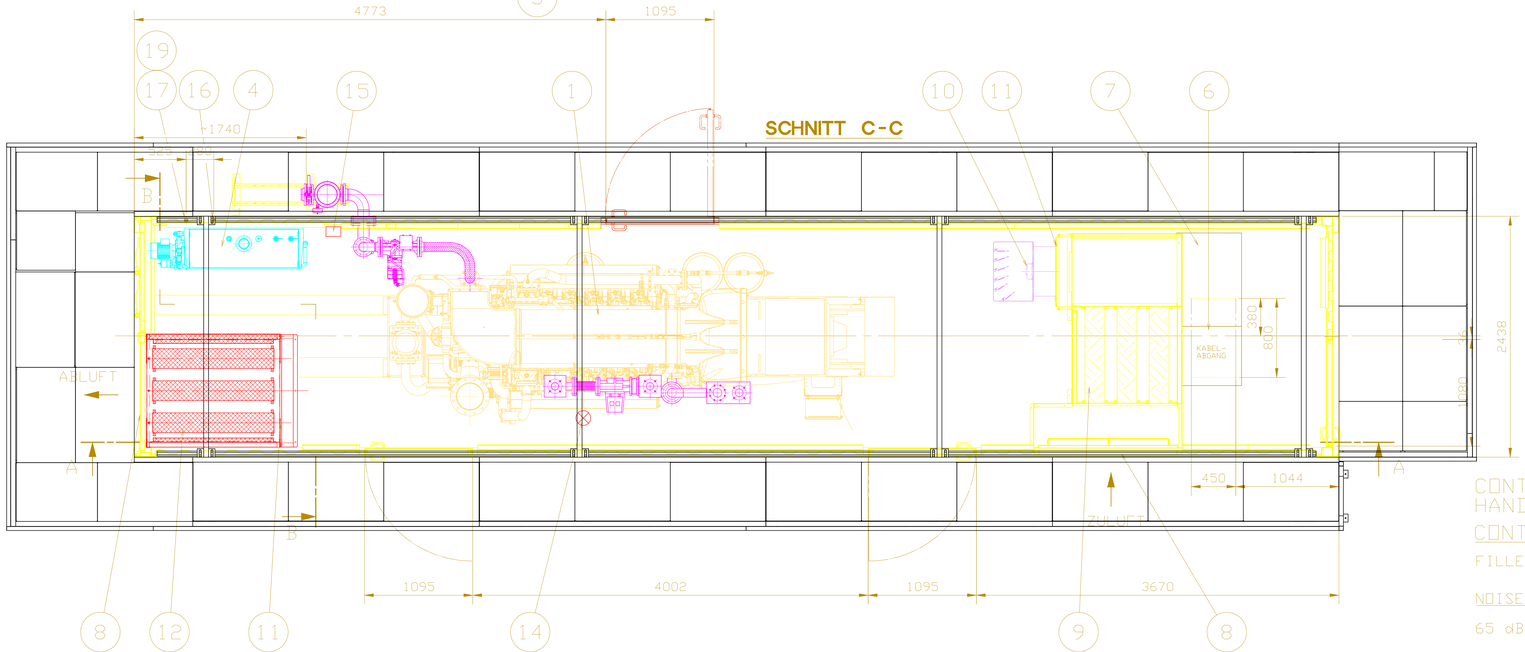

1 x JMC 312 GS-B. L

CONTAINER-LIFTING AND HANDLING SEE TA 1000-0049

CONTAINER WEIGHT:

FILLED: CA. 21000KG

NOISE LEVEL / CONTAINER:

65 dB(A) AT 10M

ISO 13920									
ISO 2768	mK-E								
DIN 6900									
DIN 2310									
geometrische Toleranzen nach DIN EN 22768-1	Name/Benennung Name/Dénomination	Datum date	Name name	gezeichnet checked					
gez. drawn	2014-06-03	ZIEGLER / TPM							
geprüft checked	2014-xx-xx	WA / TPM							
Ersatz für replaces									
Ersetzt durch replaced by									

Benennung / title: AUFSTELLUNGSPLAN
installation plan

GE Jenbacher

Zeichnungsnummer drawing no.: J S798 00 01

Teilnummer part no.: 1122707

Übernommen aus: originated from J S307 00 01 / TL1106806